



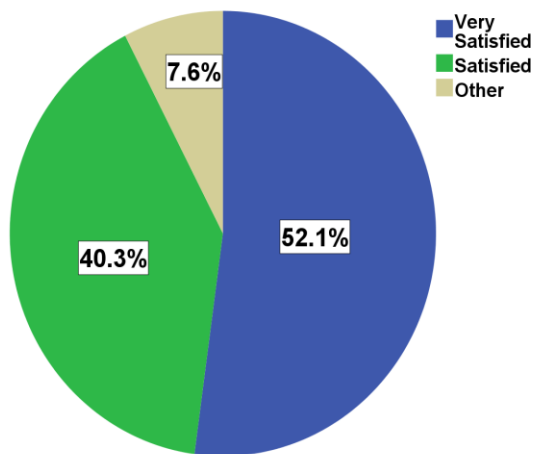
# CAREER & TECHNICAL EDUCATION EMPLOYMENT OUTCOMES SURVEY

## 2020 COLLEGE REPORT

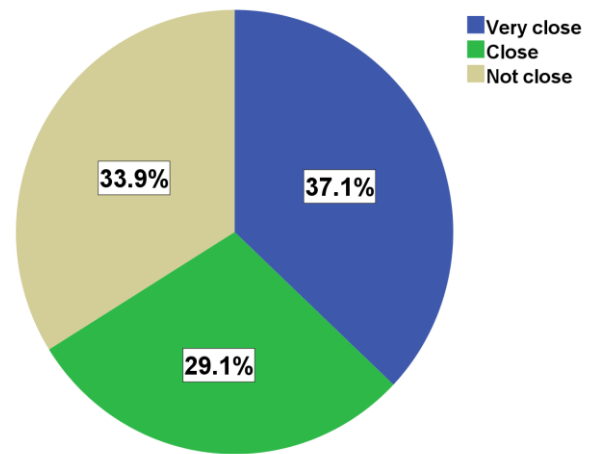
### Fullerton College

Completer and skills-building students at Fullerton College were surveyed if they met one of the following criteria in 2017-2018, and did not enroll (or were minimally enrolled) in 2018-2019: earned a certificate of 6 or more units, earned a vocational degree, or earned 9+ CTE units. The survey was administered in 2020 by e-mail, text message (SMS), and telephone. The survey addressed student perceptions of their CTE program, employment outcomes, and how their coursework and training relate to their current career. A total of 2634 students were surveyed and 845 (32%) students responded: 25% by email, 65% by phone, and 10% by SMS.

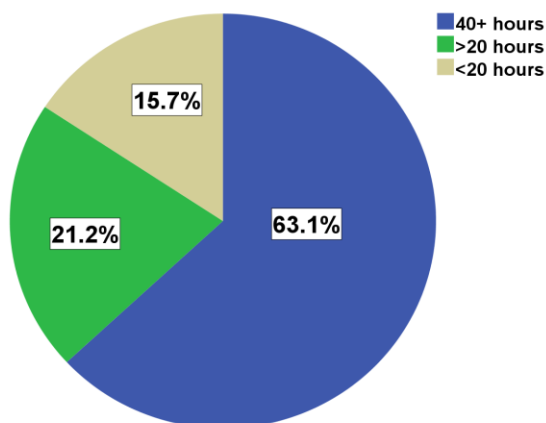
*How satisfied are students with the education and training they received?*



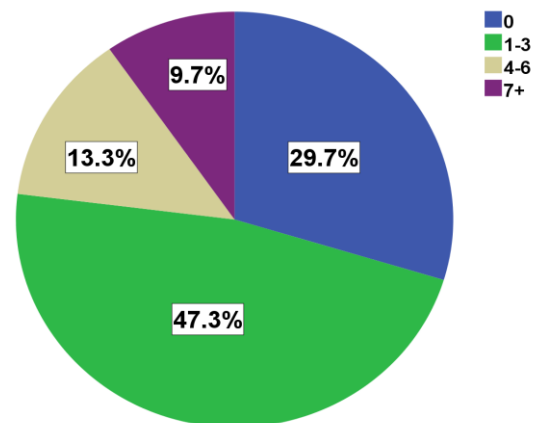
*How many students secured a job that is closely related to their program of study?*



*How many hours per week are employed students working?*



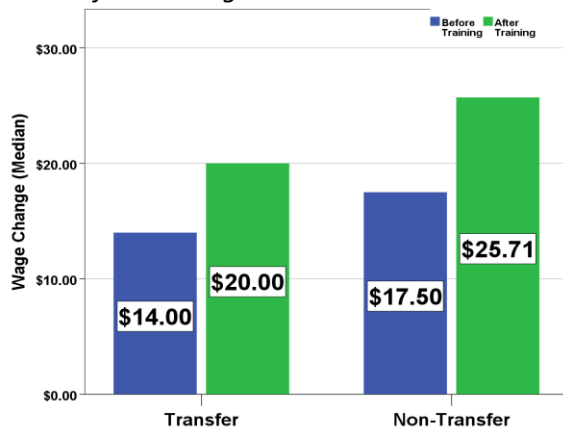
*How many months did it take for students to find a job?*



What were the hourly wages of the students before training versus after training?



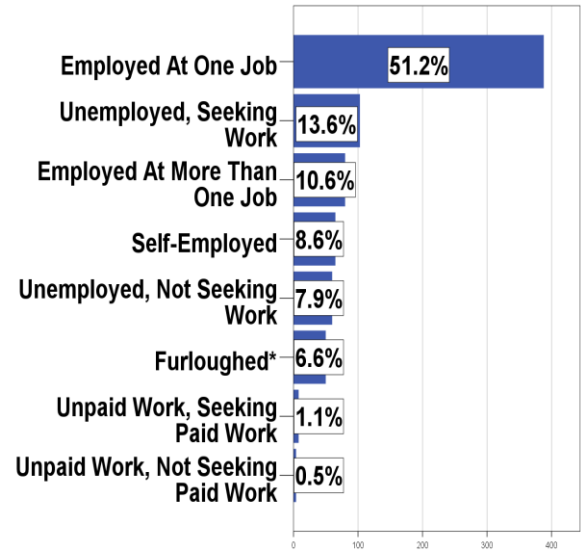
What were the hourly wages of transfer students and non-transfer students—before training versus after training?



Does the similarity between job and program of study influence wage gains?



What is your current employment status?



### More Key Results

**\$6.50** is the overall change in hourly wages after completing training—in dollars

**41%** is the overall change in hourly wages after completing training—in percentage gain

**75%** of respondents reported being employed for pay

**50%** of respondents reported transferring to another college or university

**92%** of respondents reported being very satisfied or satisfied with their training.

### Conclusion

The results of the survey showed that completing CTE studies and training – whether or not a credential is earned, whether or not a student transfers – is related to positive employment outcomes. The preponderance of respondents are employed and are working in the same field as their studies or training. Notably, students realize a greater wage gain after completing their studies if they secure a job that is similar to their program of study.

For 2020, current data was used when available, data collected on pre-pandemic outcomes was used when current data was unavailable.

\*The option of “Furloughed” was only available to respondents who took the survey version initiated after the start of the COVID-19 pandemic.