

How to Login to Tableau

Step 1: Click the provided [Tableau link](#) and **enter your Fullerton College email address**, then **Sign In**. You will be directed to the MyGateway login page. **Login using your MyGateway credentials.**



tableau

Sign in to Tableau Cloud

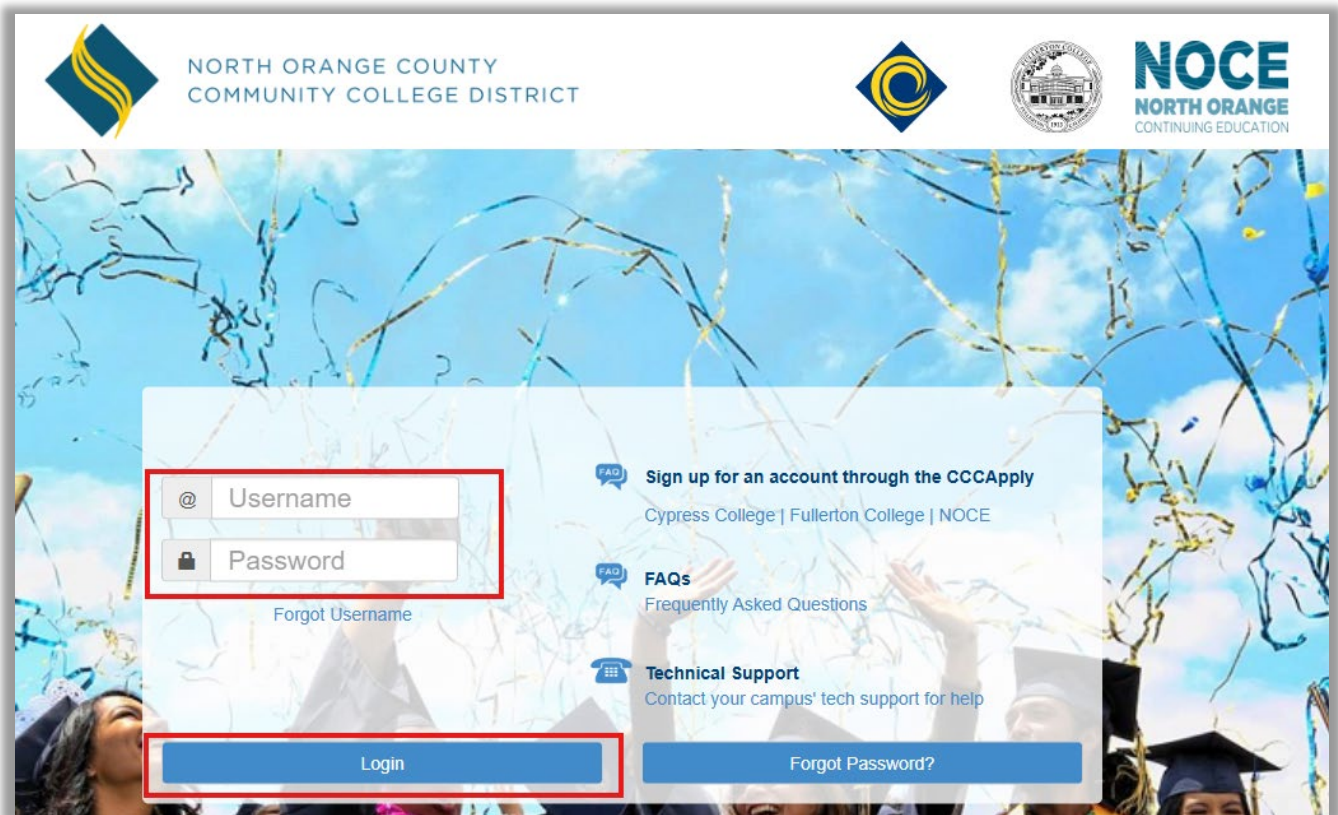
Username

@fullcoll.edu

Remember me

Sign In

Sign Up



NORTH ORANGE COUNTY
COMMUNITY COLLEGE DISTRICT

NOCE
NORTH ORANGE
CONTINUING EDUCATION

@ Username

Password

[Forgot Username](#)

[Sign up for an account through the CCCApply](#)
Cypress College | Fullerton College | NOCE

[FAQs](#)
Frequently Asked Questions

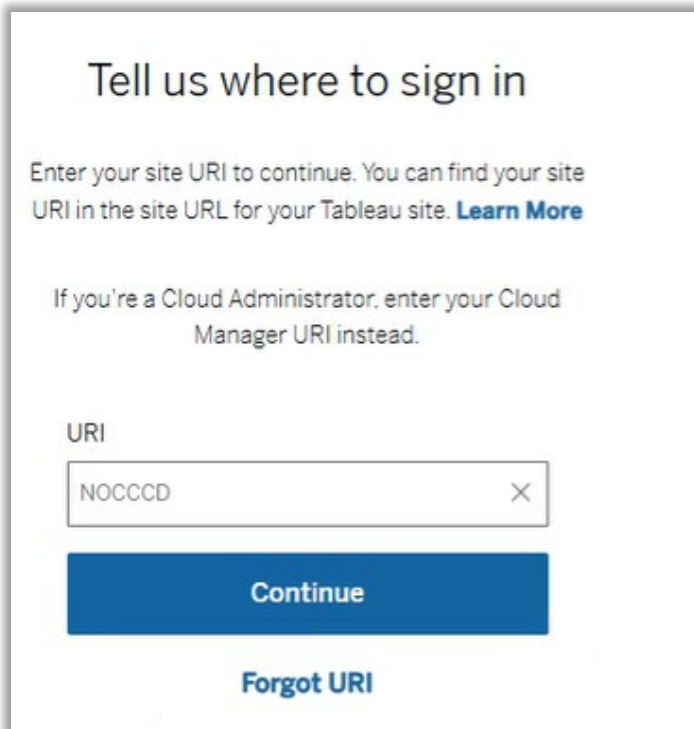
[Technical Support](#)
Contact your campus' tech support for help

Login

[Forgot Password?](#)

Step 2 (Optional): If you are brought to a screen that looks like this, type in **NOCCCD** and Continue.

Note: This step may not appear for everyone.



Tell us where to sign in

Enter your site URI to continue. You can find your site URI in the site URL for your Tableau site. [Learn More](#)

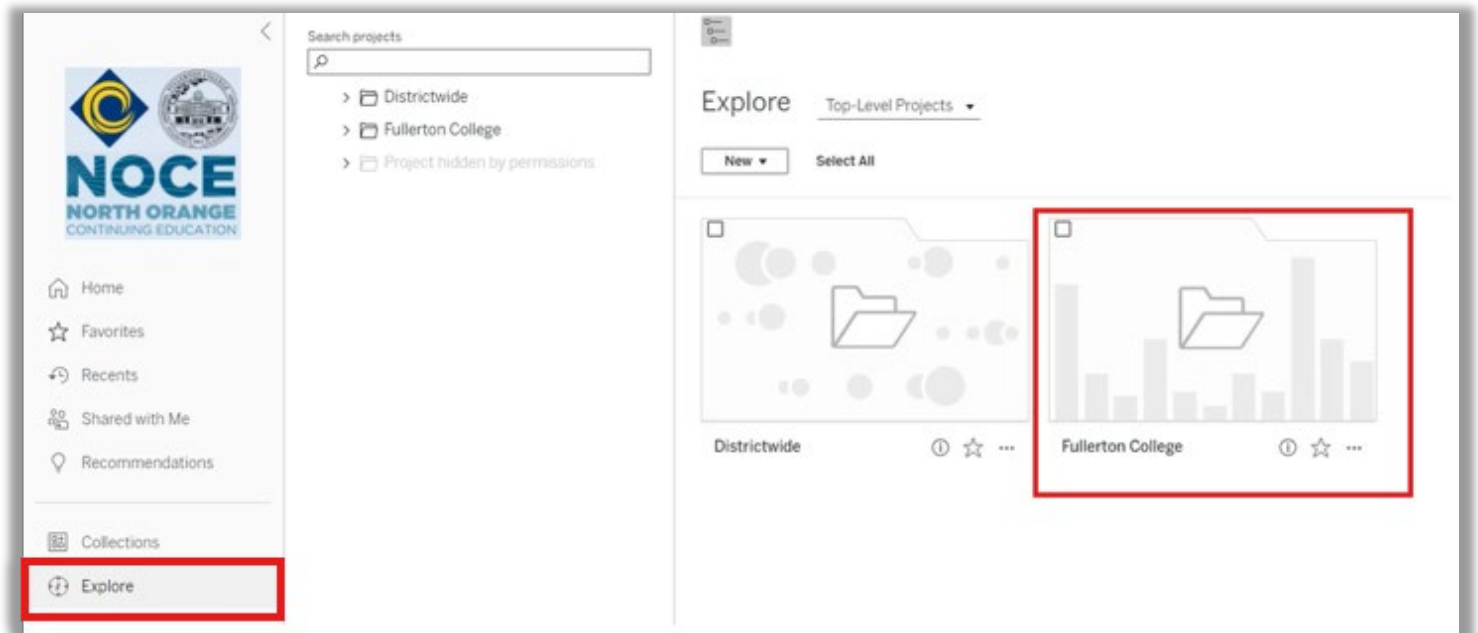
If you're a Cloud Administrator, enter your Cloud Manager URI instead.

URI

Continue

[Forgot URI](#)

Step 3: Once in Tableau, click “**Explore**” in the left menu, then open the **Fullerton College** folder. You now have access to navigate the available dashboards.



If you're experiencing issues, please contact the Office of Institutional Effectiveness at IE@fullcoll.edu for assistance.